



# How to Participate in the NYS Farm Directory

## Table of Contents


Overview .....	1
Enter into the Farm Directory .....	2
How To Update Your Farm Information: .....	4
How to Opt Out .....	6

## Overview

In February of 2022, Section 16(52) of the New York State Agriculture and Markets Law was amended to require the Department to create a directory that includes every farm in New York State. The purpose of the directory is to connect consumers to producers of farm products, helping to strengthen the food supply chain across New York. This document will provide farmers with instructions on how to participate or opt out of the New York State Farm Directory.

## Enter into the Farm Directory

1. Visit AGM's webpage for the "Farm Directory" at <https://agriculture.ny.gov/farming/farm-directory>
2. Under the "Join the Directory" section, click on the provided link: <https://farmdirectory.agriculture.ny.gov/Farms>
3. This will bring you to a NY.GOV ID sign in page. Please sign in, or create a NY.GOV ID

 **NY.GOV ID**  
Secure Access to New York State Services

Username

Password

**Sign In**

[Forgot Username?](#) or [Forgot Password?](#)

[Create an Account](#)

Need help? [Get Assistance](#)

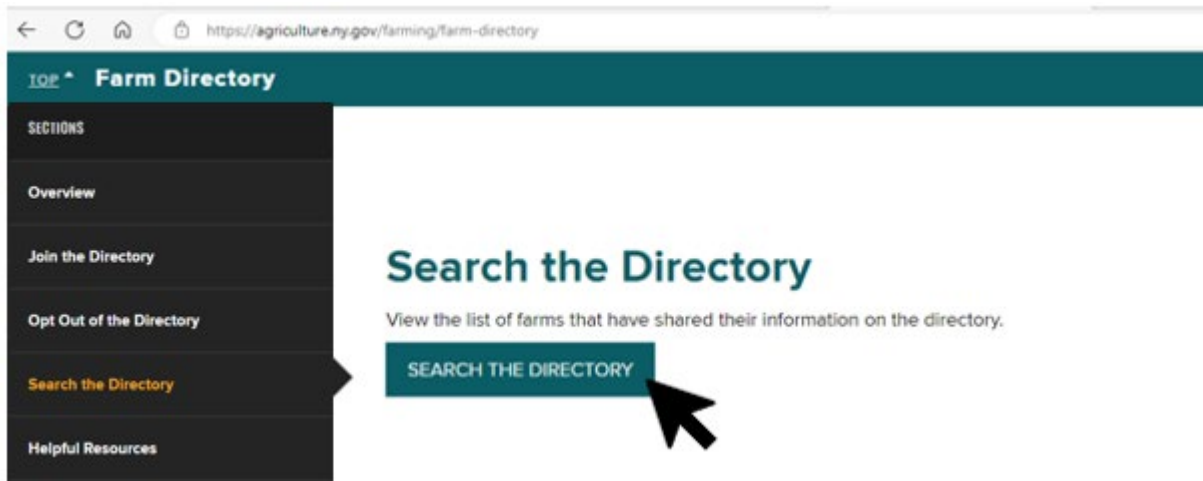
This site is protected by reCAPTCHA and the Google [Privacy Policy](#) and [Terms of Service](#) apply

- For assistance with signing in, or creating NY.GOV ID, please visit the [FAQs](#) site for NY.gov ID or reach the New York State Office of Information Technology Services by
  - o Phone: 844-891-1786
  - o Online chat at: <https://chat.its.ny.gov>
  - o Email: [Fixit@its.ny.gov](mailto:Fixit@its.ny.gov)

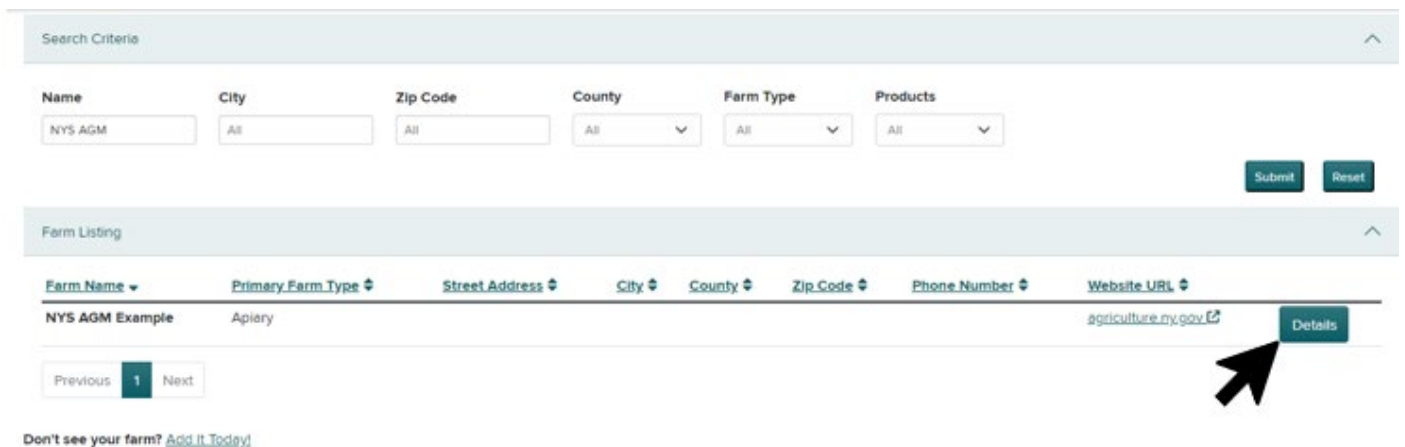
4. Once signed in, it will bring you to the “Add Farm” landing page. Please fill out all the relevant information you would like to be displayed to the public.
  - It is recommended that you provide the business address for the farm that is most useful to the public.
  - You may provide web addresses and other contact information for the farm’s listing. Your participation will help to ensure the accuracy and completeness of the directory.
  - The law requires that a farm that does not wish to be listed in the directory must notify the Department of its decision to opt out. An opt out option will continue for the life of the farm directory. Farms that choose to opt out after being listed may also do so at any point
  
5. At the bottom of the page, select “Save”.

# How To Update Your Farm Information:

1. Visit AGM's webpage for "The New York State Farm Directory" at <https://agriculture.ny.gov/farming/new-york-state-farm-directory>
2. Select the "Search the Directory" button underneath the "Search the Directory" section



3. Type in your farm name and select "Details"



4. This will bring up that farm information, if this is your farm, please click the link “Update It!”

## NYS AGM Example

Farm Information


**Website(s)/Social Media**

[agriculture.ny.gov](http://agriculture.ny.gov) 

**Type of Farm:**

Apiary

Product(s) Offered

Is this your farm? [Update It!](#) 

[Return to Directory](#)

5. Please log into your NY.gov account. Once logged in, the “Update Farm” page will open. Please make updates as necessary and at the bottom of the page, select “Save”, or “Opt Out” to opt out of the Directory.

# How to Opt Out

## For those that have previously participated in the Directory:

1. Visit AGM's webpage for "The New York State Farm Directory" at <https://agriculture.ny.gov/farming/new-york-state-farm-directory>
2. Select the "Search the Directory" button underneath the "Search the Directory" section
3. Type in your farm name and select "Details"
4. This will bring up that farm information, if this is your farm, please click the link "Update It!"
5. Please log in to your NY.gov account. Once logged in, the "Update Farm" page will open. Please scroll to the bottom of the page and select "Opt Out" to opt out of the Directory.
6. You will have then successfully opted out of the directory, and your farm information will be deleted.

## For those that have NOT yet participated in the Directory:

1. Please call or email the Department.
  - To opt out by telephone, please call us at (518) 485 -1050 and provide your farm name, contact information, and your farm zip code and inform the team you will be opting out of the Farm Directory.
  - To opt out by email, please email us at [farmdirectory@agriculture.ny.gov](mailto:farmdirectory@agriculture.ny.gov) with the subject line: **[Your Farm Name] Opting Out**. Please include the following information in the body of your email:
    - o Farm Name
    - o Contact Information: Name & Phone
    - o Farm Zip Code

An opt-out will continue for the life of the farm directory.

2. These instructions can also be found at the Department's webpage: <https://agriculture.ny.gov/farming/new-york-state-farm-directory>
  - Scroll down to the "Opt Out of the Directory" and view the instructions, also shown below: